


Plastic shells colour chart



Ref. 6525



Ref. 6526



Ref. 6528



Ref. 6529



Ref. 6463



Ref. 6462



Ref. 6524-01




Ref. 923




Ref. 613



Ref. 616



Ref. 630-M



Ref. 635-M

High chairs

Metal frame in tube Ø20 mm. Wooden or plastic shell.
Black non-staining ABS feet.
Seat height : 530 mm.

Wooden shell.....> **Ref. 6525**
Plastic shell.....> **Ref. 6526**

Stools

Metal frame in tube Ø25 mm.
10 mm thick natural beech seat, Ø250 mm.
Black or coloured (orange, red, blue or green) non-staining ABS feet.
Sizes 1, 2, 3 and 4.

Stool> **Ref. 6524-01**
Stool with coloured ABS feet> **Ref. 923**

Armchairs

Metal frame in tube Ø20 mm. Wooden or plastic shell.

Black non-staining ABS feet.
Sizes 1, 2, 3 and 4.

Wooden shell.....> **Ref. 6463**
Plastic shell.....> **Ref. 6462**

Natural beech bench

Metal frame in tube Ø25 mm. Natural beech boards.

Black non-staining ABS feet.
Sizes 1, 2, 3 and 4.

Without backrest L. 1200> **Ref. 6528**
L. 1600> **Ref. 6530**
L. 2000> **Ref. 6531**
With backrest L. 1200> **Ref. 6529**
L. 1600> **Ref. 6532**
L. 2000> **Ref. 6533**

Medium melamine beige bench

19 mm thick medium melamine seat and backrest.

Metal frame in tube Ø25 mm with seat reinforcement.

Black non-staining ABS feet.
Sizes 1, 2, 3 and 4.

Without backrest L. 1200> **Ref. 613**
L. 1600> **Ref. 614**
L. 2000> **Ref. 615**
With backrest L. 1200.....> **Ref. 616**
L. 1600.....> **Ref. 617**
L. 2000.....> **Ref. 618**

Wooden bench

19 mm thick melamine structure with 2 mm thick ABS edges. L1200 mm.

Option : upholstered seat and backrest. Fire retardant polyurethane foam covered with M2 fabric.

Sizes 1, 2 and 3.

Without backrest> **Ref. 630**
Without backrest, upholstered seat ...> **Ref. 630-M**
With backrest> **Ref. 635**
With upholstered seat and backrest > **Ref. 635-M**